




eLearning

Unterstützung von Lehr-/Lernprozessen
durch digitale Medien oder Werkzeuge

21.09.2017

Dr. Marco Spehl, Freiburg

eLearning



eLearning





Web-basiertes Lernen

The screenshot shows a CME course interface. At the top left is a 'CME' logo. The main title is 'Das thermisch verletzte Kind' with the subtitle 'Erstversorgung und Behandlung'. A certification date 'Zertifiziert bis: 06.09.2018' is shown. On the left, there are buttons for '+ Fragebogen', '+ Autoren', '+ PDF zum Kurs', and 'Kurs starten >'. The main content area displays a question about a 18-month-old child with a scald injury. A green box on the left indicates that the user has completed the course with 100% accuracy. A legend below explains the symbols: a green checkmark for 'korrekte Antwort und richtig', a red X for 'falsch beantwortet', and a yellow exclamation mark for 'korrekte Antwort'. The question text is: 'Ein eineinhalbjähriger Junge hat sich eine Latzverbrühung zugezogen. Nach initialem Wunddébridement und weiteren Verbandwechseln zeigt sich nach 8 Tagen, dass die zentralen Anteile von etwa 4%VKOF mindestens tief dermal (IIb) verletzt sind. Was ist für die anschließend geplante Spalthauttransplantation zutreffend?'. The options are: 'Bei der Nekrosektomie des Eschars ist darauf zu achten, dass diese nicht zu tief erfolgt und so viel vitale Dermis wie möglich erhalten bleibt.' (selected and marked correct), 'Die Entnahme der Spalthaut erfolgt idealerweise vom Oberschenkel.', and 'Bei einem Jungen sollte das Spalthauttransplantat auch bei sauberem Wundgrund gemesht werden, da dadurch das Infektionsrisiko und damit das Risiko des Transplantatverlusts minimiert wird. Die Kosmetik ist beim Jungen zweitrangig.'



Autorensysteme

UNI FREIBURG Zentrale Lernplattform der Universität Freiburg
Albert-Ludwigs-Universität Freiburg

Persönlicher Schreibtisch | Magazin | Dokumentation und Tutorials

Inhalt | Timeline | Info | Einstellungen | Mitglieder | Metadaten | Export | Voransicht als Mitglied aktivieren

Zeigen | Verwalten | Sortierung | Seite gestalten

[Neues Objekt hinzufügen](#)

Inhalt

- Übung
- Buchungspool
- Forum
Beiträge (Ungelesen): 1 (0) Forum anonymisiert: Ja
Letzter Beitrag: Bitte stellt hier alle organisatorisc... von ms1212_uni-freiburg, 27. Jun 2017, 15:33
- Handouts bitte hier hochladen
- Lernmodul
Status: **Offline** Typ: Lernmodul ILIAS
- Mediacast
- Offene Gruppe
- Prüfung
- Video Intrakiv



Learning Management Systeme



ulm university universität
uulm

eLearning
Kompetenzzentrum eLearning
in der Medizin Baden-Württemberg

MERLIN
Medical Education Research -
Lehrforschung im Netz BW

GEFÖRDERT VOM
Bundesministerium
für Bildung
und Forschung

eMED

Mobile Lernplattform für die Medizin



Simulationen

PATIENT SIMULATION CASES



HANNAH A.

Mother: Hannah started getting these fevers every day and a rash. Now she's limping and says her knee and ankle hurt.

BEGIN CASE



BRAD B.

My hands, wrists, and knees are really stiff in the mornings. It's hard to get up and get ready for school.

CONTINUE CASE



Simulationen

MedSims
from MMSD | Medscape

PATIENT CHART

Demographics Visits Tests Diagnoses Orders

HANNAH A.
Mother: Hannah started getting these fevers every day and a rash. Now she's limping and says her knee and ankle hurt.

Age: 5 Gender: Female
Weight: 17.00 kg Height: 107 cm
BMI: 15.6 Allergies: None

CASE DESCRIPTION

Hannah is a 5-year old girl who began experiencing high fevers 5 weeks ago along with a rash. Her parents have brought her in today.

PAST VISITS

DATE	RR	KG	BMI
7/7	17.0	107	15.6

INTRODUCTION

HISTORY OF PRESENT ILLNESS

About 5 weeks ago, Hannah began having a fever each day (up to 102.5 degrees, sometimes accompanied by a headache. Her parents also noticed a rash on her torso and sometimes on her arms and legs. The rash lasts for several hours and appears worse during the fever. Acetaminophen did not help the fever. About 2 weeks ago, Hannah started limping and complaining of pain in her left knee and right ankle. Ibuprofen was given but did not seem to help, so her parents took her to an urgent care facility. Hannah was given a 5-day prescription for azithromycin and a throat culture (group A strep) was performed. The results were negative. Since the antibiotic did not seem to help, Hannah's parents returned to her primary care provider (PCP) 1 week ago, and the PCP referred her to this office for further care.

Hannah has not traveled outside of the United States and the only animal she has been exposed to is her pet guinea pig (no history of bites). All other family members are healthy and without fevers.

Review of Systems: cervical lymphadenopathy but no pharyngitis, sinusitis, or otitis

Surgical history: none

Current medications: none

FAMILY AND SOCIAL HISTORY

There is no history of joint problems.

Hannah is in kindergarten and is a good play on the playground at recess, but

ODUC

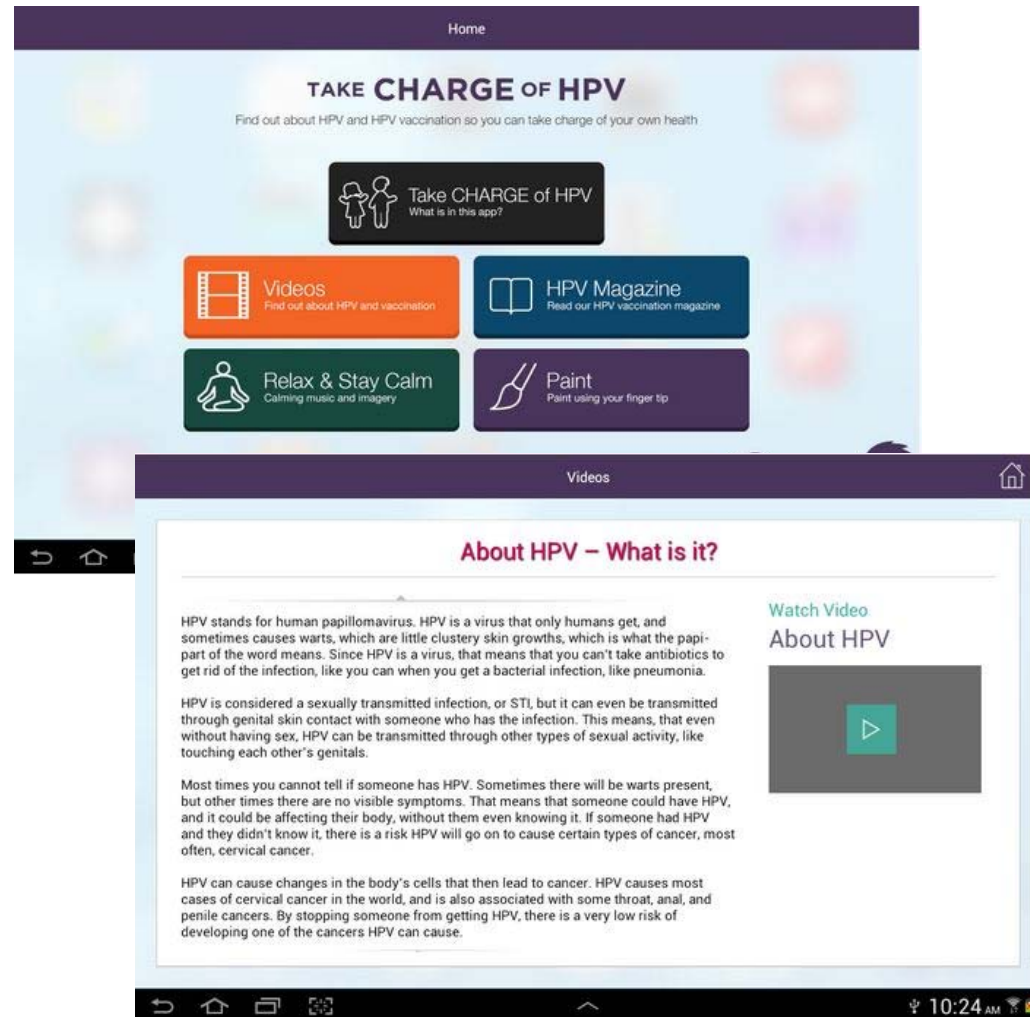

The screenshot shows a MedSims patient chart for Lindsey A. The chart includes sections for Patient Chart, Introduction, History of Present Illness, Case Description, and Family and Social History. A video call window is overlaid on the right side of the chart, showing a woman with glasses and a blue top. The ODU logo is visible at the top of the screen.



Apps



HPV edu



Qualität

